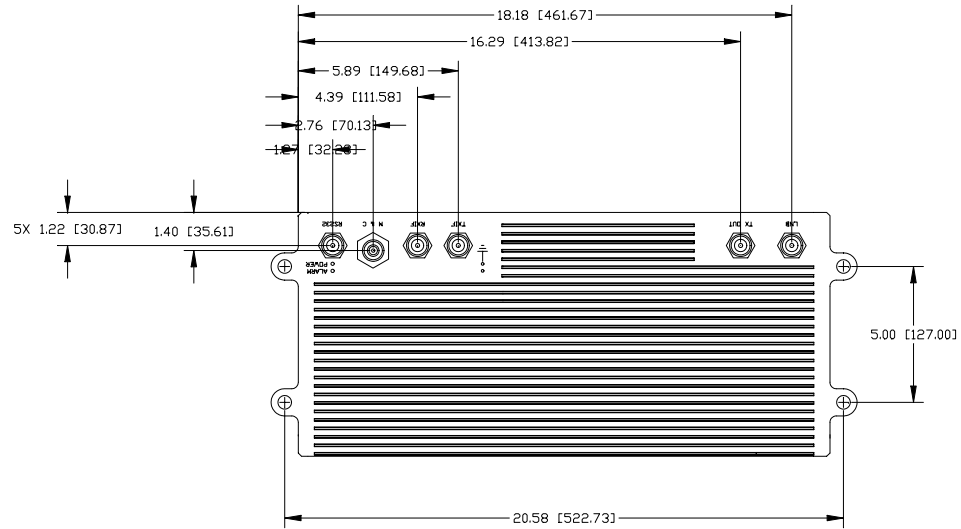
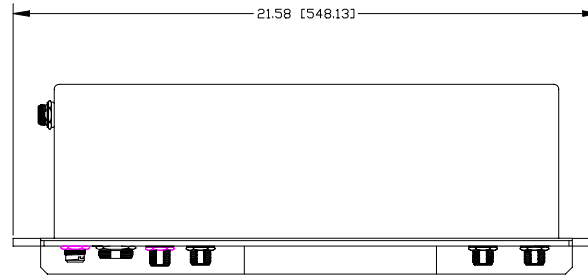
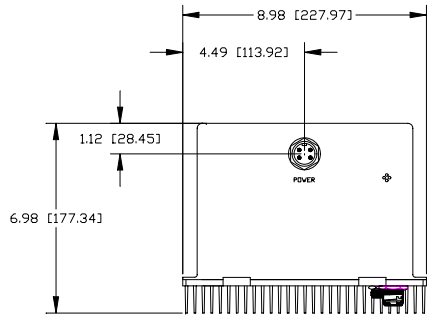


REV	BY	DESCRIPTION	DATE	APPROVED
2	TD	PROTOTYPE RELEASE	06/30/00	BWS
2	GS	REVISED PER ECD 192	10/16/95	BWS
3	GS	REVISED PER ECD 198	10/27/95	BWS
4	TD	REVISED PER ECD 401	07/05/00	



ITEM NO.	ZONE	MATERIAL/SPECIFICATION	QUANTITY	DESCRIPTION	UNIT
<p><b>3RD ANGLE PROJECTION</b></p>					
<p><b>MATERIAL:</b> <input checked="" type="checkbox"/> [Symbol]</p>		<p><b>SPECIFICATIONS:</b> ALL DIMENSIONS ARE IN DIMENSIONS IN [XXX] ARE IN MILLIMETERS. TOLERANCES: ANGLES: ±1° XX ±.06 [X.XX] XX ±.000 [X.XX] XXX ±.000 [X.XX]</p>			
<p><b>FINISH:</b> <input checked="" type="checkbox"/> [Symbol]</p>		<p>ALL SURFACES <math>R_{3.2}</math> EXCEPT AS NOTED DRAWN: TD DATE: 06/31/00</p>			
<p><b>DO NOT SCALE</b></p>		<p><b>ANACOM, INC.</b> <b>OUTLINE DRAWING</b> <b>ODU, 2/5 WATT</b></p>			
<p>DASH NO.    NEXT ASSY    USED ON</p>		<p>DATE:    DRAWN:    DATE:    DATE:    DATE:</p>		<p>SIZE:    CLASS CODE:    DRAWING NUMBER:    REV:    4</p> <p>30645</p>	
<p>APPLICATION</p>		<p>SCALE: 1/2</p>		<p>FILE No. 30645041    SHEET 1 OF 1</p>	

**REGISTRATION INFORMATION:**  
THE INFORMATION CONTAINED HEREIN IS TO BE USED FOR RECORD-KEEPING PURPOSES TO THE EXTENT ONLY AS TO THE DATE AND APPROVED BY FOR THE DESIGN OF ANACOM ENGINEERING, INC.

